

## CACHE COUNTY COUNCIL

**March 18, 2024 at 3:00 p.m. - Cache County Chamber at 199 North Main, Logan, Utah.**

*In accordance with the requirements of Utah Code Annotated Section 52-4-203, the County Clerk records in the minutes the names of all persons who appear and speak at a County Council meeting and the substance "in brief" of their comments. Such statements may include opinions or purported facts. The County does not verify the accuracy or truth of any statement but includes it as part of the record pursuant to State law.*

**MEMBERS PRESENT:** Councilmember Karl Ward, Councilmember Sandi Goodlander, Councilmember Nolan Gunnell, Councilmember Kathryn Beus and Councilmember Mark Hurd.

**MEMBERS EXCUSED:** Chair David Erickson, Vice-Chair Barbara Tidwell, and Councilmember Kathryn Beus.

**STAFF PRESENT:** County Clerk David Benson, Election Supervisor Michelle Stanger, and Deputy Clerk LaChelle Enright.

**OTHER ATTENDANCE:**

### Council Meeting

**1. Call to Order 3:00p.m.** – Councilmember Karl Ward

**2. Certification of the 2024 Cache County Democratic Presidential Primary:** [:15](#)

**Discussion:** [:39](#)

Clerk, David Benson began by stating the purpose of the presentation was to certify the 2024 Democratic Primary Presidential Election. He introduced present staff and gave credit to the other clerk/election staff. He addressed the chair, pointing out the election certification form included with the packet. Benson proceeded, mentioning that this election was a simple one as it was limited to the one office for the Democratic Primary Presidential Election. He started with the Canvas Audit Report and explained it was successfully completed on Friday, March 15, 2024. He further explained that there were three batches reviewed, with a total of 64 ballots. He said that ballots were inspected both in their digital version and paper versions to ensure they were congruous. Signatures were also double-checked and audited.

Councilmember Sandy Goodlander inquired about page three. [2:45](#)

Clerk Benson moved to page 3 and 4, explaining that those pages were a summary of the results themselves. He said there were over 6,000 registered Democratic voters. Of those they counted 1,764 ballots. Eight of them were blank and the total turnout was 29.3%. He relayed that of the votes, Joseph Biden received 1,467 of those. [2:53](#)

Councilmember Sandy Goodlander asked for more explanation with regard to the number of ballot histories. [3:43](#)

Clerk Benson answered that the number of ballots counted are the number of ballots that went through the tabulation machines and received votes, but that 7 of the ballots did not receive voter credit. He went on to explain that, although their vote was counted, they wouldn't have a history of them voting at that specific election. He explained that from time to time the ballots may get jammed in the ballot verifier machine and when this happens the imprint stamped on the ballots can get skewed making it impossible to read them and enter the voter credit in the database. [3:49](#)

Councilmember Karl Ward inquired as to how that vote is counted. [4:56](#)

Clerk Benson assured that it was counted, but that there won't be a history of it documented. [5:00](#)

Election Supervisor, Michelle Stanger added that in the next election, they will be reconciling the batches daily in order to know each day whether there are any missing histories. [5:31](#)

Councilmember, Nolan Gunnell inquired regarding specifics as to whether the blank ballots were signed and Benson answered that they were not marked, but signed. [6:22](#)

Clerk Benson proceeded on to the portion of the packet which contained a statistical breakdown. He pointed out some items already covered. There were 54 ballots that came in past the postmark deadline and 5 provisional ballots. He was asked about provisional ballots and he answered that a provisional ballot is used when someone has not received a ballot, but would like to vote. In most cases, this happens because they were not registered to vote. So they are registered right there on the spot. [6:44](#)

After a short discussion between Karl and David regarding the 29% calculation, Benson moved on to comment that it was a little bit lower than what was seen last year, but that it was simply a primary with one candidate. He then covered the last pages of the report which included the reconciliation document. He mentioned that the statistics were very similar but in

different formats. He pointed out the totals on how the ballots came in and mentioned that there were 939 ballots that came in the mail of which there were 733 from the ballot boxes. He added that with the totals combined with the early voters, those who voted on Election Day and so forth, the total was 1,764. He continued with the next page and explained that it was the same number broken down by dates that ballots were processed also noting a table reflecting the replicated and adjudicated ballots. [8:27](#)

Councilmember Karl Gunnel requested explanation regarding the adjudicated ballots. [9:51](#)

Michelle Stanger explained that adjudicated ballots are those where they've already gone passed the tabulation machine step, but there's a reason the machine could not read it. So those ballots were physically reviewed in order to determine the voter's intent and ensured that they were tabulated. [10:03](#)

Councilmember Mark Hurd added that a frequent example would be where somebody has put an X instead of filling in the circle and that the machine has rejected it, but that human eyes can clearly determine the intent. [10:44](#)

Clerk Benson finished with noting that the last document detailed how they had received ballots daily. [11:00](#)

Michelle Stanger commented that this was something the clerk's office had been asked to improve on and she felt they'd done a great job on this. [11:10](#)

Clerk Benson concluded the report. [11:32](#)

**Action:** Motion made by Councilmember Kathryn Beus to certify the 2024 Cache County Democratic Presidential Primary Election and seconded by Karl Ward.

**Motion passes.**

**Aye:** 5 Kathryn Beus, Nolan Gunnell, Sandi Goodlander, Karl Ward, and Mark Hurd

**Nay:** 0

**Adjourn: 3:15 PM**




---

**APPROVAL: David Erickson, Chair**  
Cache County Council

---

**ATTEST: David Benson, Clerk**  
Cache County Council



David  
Benson

**CACHE COUNTY CLERK/AUDITOR**

179 North Main, Suite 102  
Logan, Utah 84321-5081  
435-755-1460 office  
[www.CacheCounty.gov/Clerk](http://www.CacheCounty.gov/Clerk)




**RE: 2024 Democratic Presidential Primary Canvass Certification**

I, David Benson, Clerk/Auditor for the County of Cache, State of Utah, do hereby certify that, to the best of my knowledge, the annexed information is a true and full election tabulation report for the Primary Election held in Cache County on March 05, 2024, including all valid provisional and mail ballots, vote reconciliation, and the related audit report. The Clerk/Auditor's office maintains the registered voter list for Cache County.

I hereunto set my hand this 18<sup>th</sup> day of March, 2024.

David Benson  
Cache County Clerk/Auditor



**BOARD OF CANVASS**

The Cache County Board of Canvassers hereby accepts the tabulation results as presented by the Cache County Clerk/Auditor and declares them to be the official Cache County results of the Primary Election held on March 05, 2024.

Dated this 18<sup>th</sup> day of March, 2024.

\_\_\_\_\_  
Kathryn Beus, Councilmember

\_\_\_\_\_  
Mark Hurd, Councilmember

\_\_\_\_\_  
David Erickson, Council Chair

\_\_\_\_\_  
Barbara Tidwell, Council Vice-Chair

\_\_\_\_\_  
Sandi Goodlander, Councilmember

\_\_\_\_\_  
Karl Ward, Councilmember

\_\_\_\_\_  
Nolan Gunnell, Councilmember



# Canvass - Audit Certification Report

County: CACHE

Election: 2024 DEMOCRATIC PRIMARY  
05 MARCH 2024

## Paper Ballot Audit Summary

1. Number of paper ballots processed: 1764

2. Number of ballots audited: 64

3. List the contests on the ballot that were audited:

Democratic Presidential Primary

Batches - Ballots

12 - 21

13 - 14

17 - 29

Were there any differences between the tabulation software and the votes marked on the paper ballots?

Yes X No (\*If YES, please attach an explanation of any inconsistencies)

## DRE Machine Audit Summary (complete only if applicable)

1. Number of voting machines used in the election: \_\_\_\_\_

2. Number of polling places used for the election: \_\_\_\_\_

3. Number of voting machines audited: \_\_\_\_\_

4. Were tamper-evident seals affixed to all journal tape canisters? Yes No

(\*If no, please attach copies of the journal tape logs for the applicable canisters)

5. Did all machine serial numbers match when the canisters were installed and removed? Yes No

(\*If no, please attach copies of the journal tape logs for the applicable canisters)

6. Did any tape seals on the journal tape canisters show evidence of tampering? Yes No

(\*If yes, please attach copies of the logs for the applicable canisters)

7. Were there any differences between the machine results and hand-counted results for any audited machine? Yes No \*If yes, please attach copies of the hand count logs for the applicable canisters)

## Signature Affidavit Audit Summary

Total number of signature affidavits audited: 64

Did the signature audit reveal any inconsistencies between a signature's initial verification and the audit?

Yes X No (\*If YES, please attach an explanation of any inconsistencies)

**Clerk Certification – to be completed before the canvass**

☒ Yes ☐ No I certify that I have reviewed the number of vote histories recorded in VISTA and they closely match the number of ballots cast in my county during this election.

Number of ballots counted: 1764

Number of vote histories: 1757

Difference: 7 (0.003968)

Explain any differences: Based on vendor and LGO input, this difference is most likely due to the MBV misreading ballot imprints that are skewed or printed on a subsequent ballot due to jamming, or with the ink being too light as the printer is warming up.

☒ Yes ☐ No I certify that I have properly maintained the voter list in accordance with state and federal laws (20A-3a-404(2)).

☒ Yes ☐ No I complied with the requirements of the software validation rule R623-7: "before using any voting equipment, and before each election, the election officer shall verify that the firmware version on any voting equipment matches the firmware version that is certified by the EAC."

County Clerk Signature: \_\_\_\_\_

Date: 03/15/2024

3/15/24 LaChelle Carrington

3/15/24 Nanci Clark

3/15/24 Jennifer Francis

3/15/24 Michelle Stanger



Summary Results Report  
Presidential Primary Election  
March 5, 2024

OFFICIAL RESULTS

Cache County, Utah

STATISTICS

	TOTAL
Election Day Precincts Reporting	0 of 166
Precincts Complete	0 of 166
Precincts Partially Reported	0 of 166
Absentee/ Early Precincts Reporting	96 of 166
Registered Voters - Total	24,624
Registered Voters - NONPARTISAN	18,602
Registered Voters - Democratic	6,022
Ballots Cast - Total	1,764
Ballots Cast - NONPARTISAN	0
Ballots Cast - Democratic	1,764
Ballots Cast - Blank	8
Voter Turnout - Total	7.16%
Voter Turnout - NONPARTISAN	0.00%
Voter Turnout - Democratic	29.29%

Summary Results Report  
Presidential Primary Election  
March 5, 2024


OFFICIAL RESULTS

Cache County, Utah

Democratic for U.S. President

Vote For 1

	TOTAL	VOTE %
JOSEPH R BIDEN JR	1,467	83.54%
GABRIEL CORNEJO	48	2.73%
MARIANNE DEBORAH WILLIAMSON	125	7.12%
FRANK LOZADA	27	1.54%
DEAN BENSON PHILLIPS	89	5.07%
Contest Totals	1,764	

Detailed Precinct Results provided on paper as well as  
digitally in Excel format. 

**Cache County**  
**2024 Presidential Primary**  
**Section 1 - Ballot Statistics**

1A	29.3%	Voter Turnout
1B	6022	Active voters (Given to counties on the Monday before the election)
1C	1672	Number of counted ballots (Mail or Drop Box)
1D	81	Number of counted ballots (In-person)
1E	6	Number of ballots that were returned electronically (UOCAVA/disability)
1F	5	Number of counted ballots (Provisional)
1G	1764	Total number of ballots counted
1H	No	Does total ballots counted match the number of voters given vote history in VISTA
1I	7	If no, what is the difference

Based on vendor and LGO input, this difference is most likely due to the MBV misreading ballot imprints that are askew or printed on a subsequent ballot due to jamming, or with the ink being too light as the printer is warming up.

1L Explain:

**Section 2: Challenged and Uncounted Ballot Statistics**

2A	80	Number of envelopes with a signature that does not match the voter's signature
2B	4	Number of unsigned envelopes
2C	1	Number of challenged ballots for other curable reasons
2D	85	Total number of ballots that were challenged (cured and not cured combined)
2E	35	Total number of curable that were not cured
2F	41.2%	Percentage of curable ballots that were not cured
2G	3	Total number of ballots where the voter submitted a disability affidavit*

**Section 3: Rejected ballot statistics (ballots that cannot be cured)**

3A	54	Number of ballots that were returned after the postmark deadline
3B	0	Number of ballots rejected for other non-curable reasons
3C	54	Total number of rejected that were not curable
3D		Percentage of ballots that were returned as undeliverable

**Section 4: Provisional ballot statistics**

4A	5	Number of provisional ballots issued
4B	5	Number of provisional ballots counted
4C	0	Total Number of provisional ballots not counted
4D		Already Voted
4E		Insufficient ID
4F		Unsigned
4G		Incomplete Form
4H		Other
4I	100.0%	Percentage of provisionals that were counted
4J		Number of provisional ballots that are same-day registration

**Section 5: County Clerk Certification**

Clerk Name I certify that the information contained in this report is true and accurate.

County Name Cache

This report must be sent to elections@utah.gov upon completion of the canvass



# RECONCILIATION

## 2024 Democratic Presidential Primary Categories of Ballots Received

Mail Total	1230
Undeliverable	237
Past Postmark	54
Total by Mail	939
Ballot Box	733
Early Vote	15
Election Day	66
UOCAVA	6
Provisionals	5
Total Other	825
	939
	825
Total Ballots Tabulated	1764

BALLOT RECONCILIATION  
Tabulated

Date	Processed	Scanned	Vista Histories
2/29/2024	1034	1034	1034
3/4/2024	303	303	303
3/5/2024	79	79	79
3/7/2024	238	238	238
3/11/2024	68	68	68
3/13/2024	42	42	42
TOTAL TABULATED			1764

## Ballots Processed through the MBV

2/29/2024		MBV	Tabulated
Batch	1	100	90
Batch	2	99	97
Batch	3	100	92
Batch	4	100	97
Batch	5	100	91
Batch	6	100	93
Batch	7	102	92
Batch	8	100	95
Batch	9	100	99
Batch	10	72	68
Batch	11	100	85
Batch	12	21	21
Batch	A	0	14
TOTAL		1094	1034

3/4/2024		MBV	Tabulated
Batch	13	skipped	
Batch	14	102	79
Batch	15	102	71
Batch	16	67	61
Batch	17	36	29
Batch	18	73	63
TOTAL		380	303

3/7/2024		MBV	Tabulated
TOTAL	B	0	79

3/11/2024		MBV	Tabulated
Batch	19	70	64
Batch	C	0	91
Batch	20	88	83
TOTAL		158	238

3/11/2024		MBV	Tabulated
Batch	21	74	68

3/13/2024		MBV	Tabulated
Batch	D	0	42

## FileZilla Voter History

Total Vista Histories	1757
Tabulated	1764
Remaining ballots to tabulate	0

Vista Voter History		1757
Projected tabulation		1764
		-7

total Vista History	1757
Total Mail	1230
Total undeliverable	237
Past Postmark	54
Total Ballot Box	733
Total Provisional	5
Total UOCAVA	6
Total Early Vote	15
Total Election Day	66
Total Replication	3
Total Adjudicated	9



# Daily Reconciliation Log

Date	2/16	2/22	2/23	2/26	2/27	2/28	2/29	3/1	3/4	3/5	3/6	3/7	3/8	3/11	Total
Received by Mail	262	418	78	34	127	1	84	0	96	0	0	0	0	130	1230
Undeliverable	153	44	4	0	2	1	10	0	15	0	0	0	0	8	237
Past Postmark	0	0	0	0	0	0	0	0	0	0	0	0	0	54	54
Total Mail	109	374	74	34	125	0	74	0	81	0	0	0	0	68	939
Processable															0
Ballot Box	12	1	0		342	0	0	0	152	226	0	0	0	0	733
Early Voting	0	0	0		5	2	4	4	0	0	0	0	0	0	15
Election Day	0	0	0		0	0	0	0	0	66	0	0	0	0	66
Provisional	0	0	0		0	2	0	0	0	3	0	0	0	0	5
UOCAVA	0	0	0		0	5	0	0	0	1	0	0	0	0	6
Total Ballots received/day	121	375	74	34	472	9	78	4	233	296	0	0	0	68	1764